



LIBERTY
LATIN AMERICA

OUR COMMITMENT TO THE
ENVIRONMENT,
SOCIAL IMPACT,
AND CORPORATE
GOVERNANCE

FOREWORD

Pursuing Our Purpose Connecting Communities. Changing Lives.

We operate in a dynamic industry that's evolving across Latin America and the Caribbean and it's crucial for us to showcase our responsible business practices. We are proud of our continued efforts and are pleased to share with you Liberty Latin America's 2024 Environment, Social, and Governance (ESG) Report. In this report, we share the initiatives we have implemented and the data that supports the progress we have made towards our purpose of – Connecting Communities. Changing Lives.

Operating in a region that has faced significant environmental challenges, we recognize the critical importance of preserving and protecting our natural resources for future generations. Our environmental initiatives are not only aspirations, but concrete actions that yield tangible results as you will see in our reported data for 2024. From implementing more energy-efficient fiber-to-the-home technologies across our operations to reducing waste and promoting recycling, we focus on minimizing our environmental impact at every turn.

Equally important to our purpose is our strong commitment to positive social impact. At Liberty Latin America, we believe that true progress cannot be achieved without fostering inclusive societies where everyone has the opportunity to thrive.

Through targeted investments in digital access for the underserved, education, and building inclusive communities, we empower individuals and drive meaningful change in the communities where we operate.

Finally, it is critically important that we uphold the highest standards of corporate governance as a fundamental component to how we operate. Doing business the right way is critical to maintaining high integrity, ensuring accountability, and building trust and confidence with our stakeholders.

We continue to advance on our ESG journey and work towards the goals we have set, but we know there is much more to be done. As we reflect on the achievements of the past year in this report, we congratulate all of our employees and business partners who helped us make a difference in 2024, and we remain determined to have a positive impact on the communities where we live and work.

CONTENTS

FOREWORD	1	SOCIAL IMPACT	24
MESSAGE FROM THE CEO	3	Committed to our Communities	25
OUR BUSINESS.....	4	An Inclusive Digital Future	26
OUR COMPANY IN NUMBERS	5	Leading Change Through Volunteering.....	27
OUR TEAM.....	6	A Culture of Inclusion	28
OUR CULTURE.....	7	Employee Health, Safety, and Wellbeing.....	29
OUR PURPOSE.....	8	A Focus on Internet Safety.....	31
OUR PRESENCE.....	9	Our Foundations	32
OUR ESG STRATEGY.....	10	GOVERNANCE	33
Alignment with SASB Standards.....	11	Governance & Our Board	34
2030 Agenda for Sustainable Development.....	12	Compliance & Ethics	35
ENVIRONMENT	13	Data Privacy	36
Energy and GHG Footprint.....	14	Ensuring Data Security	37
GHG Emissions Tracking	15	Technology Reliability & Resilience.....	39
Focus on Scope 1-2 Emissions	16	Competitive Behavior and Open Internet.....	40
Focus on Scope 3 Emissions	19	ESG COMMITTEE.....	41
Waste & Circularity	22	SASB RESULTS	43
Next Steps	23	2024 and 2023 Scope 1, 2 and 3	
		Emissions by Operating Division	44

Message from the CEO

At Liberty Latin America, we're committed to our Environment, Social, and Governance (ESG) program not only as part of our strategy but as a core component to how we operate.

As we navigate our complex region and the ever-changing connectivity industry, we remain focused on building a resilient, responsible, and sustainable business that creates value for all our stakeholders.

Over the past year, we have continued to embed ESG practices into our operations, decision-making processes, and long-term planning. From reducing our environmental footprint to fostering an inclusive workplace and strengthening governance, we are proud of the progress we've made—and we recognize that there is always more to do.

We know that real impact requires action, accountability, and transparency. That's why we annually publish both our goals and the measurements against our targets. This report reflects our journey, our achievements, and the challenges we are working to address.

None of this would be possible without the dedication of our employees, the trust of our customers and partners, and the oversight of our Board. I want to thank everyone for their contributions to this important work.

Together, we are building a company—and a future—that is sustainable, inclusive, and guided by purpose.



Balan Nair
President and CEO



Our Business

Liberty Latin America is a leading communications company operating in over 20 countries across Latin America and the Caribbean under the consumer brands BTC, Flow, Liberty, and Más Móvil.

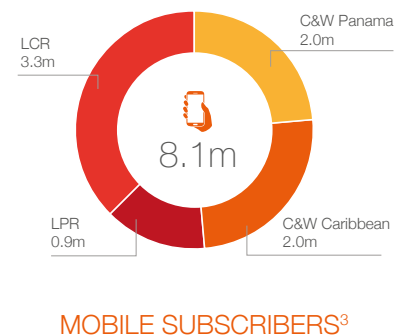

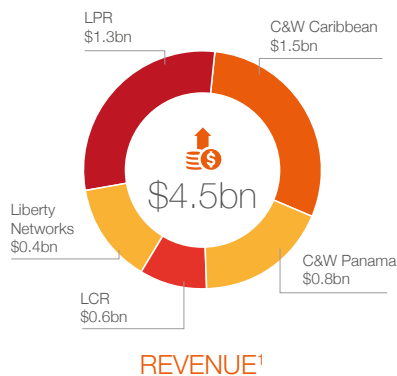
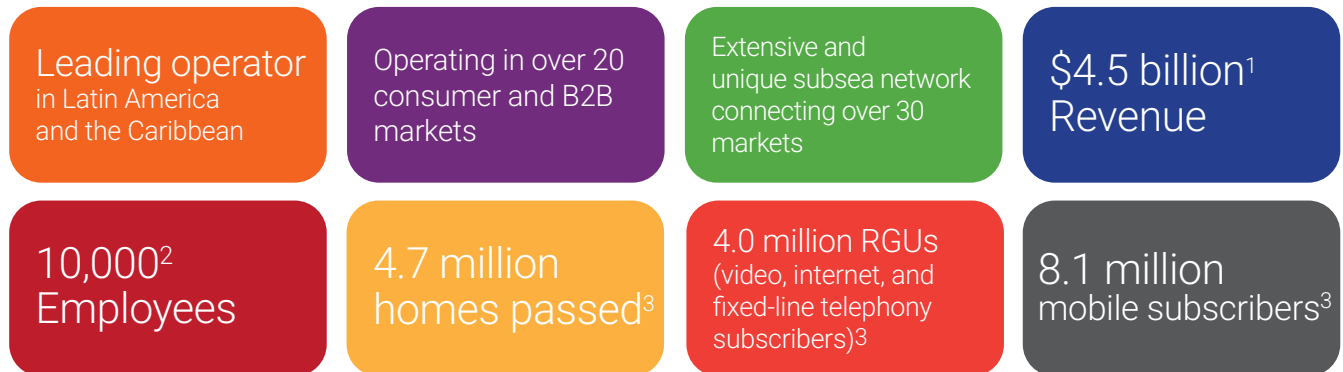
The communications and entertainment services we offer to our residential and business customers in the region include digital video, broadband internet, telephony, and mobile services. Our business products and services include enterprise-grade connectivity, data center, hosting and managed solutions, as well as information technology solutions with customers ranging from small and medium enterprises to international companies and governmental agencies.

In addition, Liberty Latin America operates a subsea and terrestrial fiber optic cable network that connects more than 30 markets in the region.

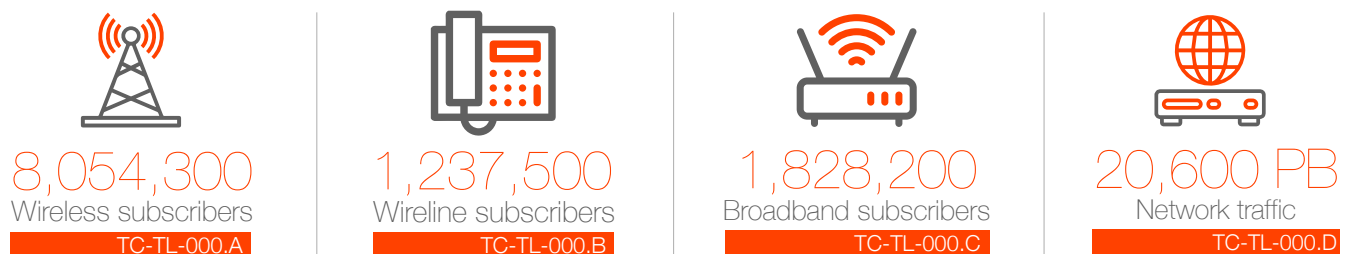
Our Company in Numbers

Our goal is to create value for all of our stakeholders. We do this by offering exceptional products and services, delivering seamless customer experiences, and providing digital access to more people in more places across the region we serve.

OUR KEY FACTS



OUR TRAFFIC DATA + SUBSCRIBER STATISTICS



Our registered office is located at Clarendon House, 2 Church Street, Hamilton HM 11, Bermuda, and we also have limited business operations at 1550 Wewatta Street, Suite 810, Denver, Colorado 80202. Our main telephone numbers at those addresses are (441) 295-5950 and (303) 925-6000.

¹Revenue for the year ended December 31, 2024. Due to rounding, certain totals may not recalculate.

²Employees as of December 31, 2024.

³Operating data as of December 31, 2024. Due to rounding, certain totals may not recalculate.



Our Team

As of December 31, 2024, we employed over 10,000 full-time employees across our company. Of our total employee population, approximately 3,800 were covered by a union relationship primarily across the Caribbean, Panama, and Puerto Rico.

In 2024, we achieved a +24 employee net promoter score (eNPS) as measured by our annual employee survey, which we believe indicates that we have a passionate, engaged, and dedicated workforce.

Our Culture

Operating in more than 30 countries and communicating with each other in multiple languages, we have developed a unique common culture – one that is rooted in community, commitment to each other, and building connectivity across the region.

Sharing common values means that all of us look out for each other in our day-to-day working relationships with our colleagues, our dedication to our customers, and our focus on helping our communities.

Our culture is ingrained in what we do every day. We do it the best and we do it with spirit. That sets us apart and defines us. We are... Liberty Latin America.

OUR PURPOSE

Connecting Communities. Changing Lives.

We are focused on making connections, enabling progress,
and creating moments that matter.



Our Presence

We are committed to delivering transformational products and services that help improve and simplify the digital lives of our customers.

Our ESG Strategy

At Liberty Latin America, we understand that our products and services play a vital role for many across our region. Our customers rely on us to enable their connection and because of our broad impact, we strive to create a more sustainable future for our employees, customers, communities, and shareholders.

We believe that operating in ways that improve the world around us has a cascading effect and we leverage our strengths to be a force for good both within our industry and in the broader global context. We strive to prioritize Environment, Social, and Governance (ESG) initiatives by setting internal goals and tracking our progress towards short and long-term targets.


Our ESG strategy is centered around meaningful impact on our business, industry, and society. These efforts are an iterative process where we examine our previous and current measures and look for ways to build upon them in order to enhance our resilience and magnify our impact. We are committed to our three ESG pillars: sustainable business practices, positive social impact, and conducting business the right way. We consider these three pillars in our decision-making to ensure the environments, communities, and organizations we interact with also benefit.



SUSTAINABLE BUSINESS PRACTICES

We pledge to:


- Lessen our impact on the environment
- Reduce our energy usage and dependence on fossil fuels
- Provide resilient telecommunications services during and after natural disasters and other large-scale disruptions
- Lead in responding to and recovering from natural disasters



POSITIVE SOCIAL IMPACT

We pledge to:

- Provide the connectivity and tools to enable people across our region to be full participants in the digital world
- Provide digital access for rural and low-income areas
- Raise awareness and provide education around complex societal topics



CONDUCTING BUSINESS THE RIGHT WAY






We pledge to:

- Ensure that corruption has no place in our business
- Work only with trusted business partners that share our values
- Be transparent with consumers on our pricing and services
- Build a culture of inclusivity that provides equal opportunities

Alignment with SASB Standards

In line with previous reports, our 2024 ESG Report utilizes the SASB framework, which guides the disclosure of a wide range of material topics by companies to their investors.

FOCUS AREAS

 DATA PRIVACY	<ul style="list-style-type: none"> • Policies and practices related to behavioral advertising and customer privacy
 DATA SECURITY	<ul style="list-style-type: none"> • Approach for identifying and addressing data security risks, including use of third-party cybersecurity standards
 NETWORK RELIABILITY & RESILIENCE	<ul style="list-style-type: none"> • Corrective actions taken to prevent future disruptions • Discussion of systems to provide unimpeded service during service interruptions
 COMPETITIVE BEHAVIOR & OPEN INTERNET	<ul style="list-style-type: none"> • Legal proceedings associated with anti-competitive behavior regulations • Sustained download speeds • Risks and opportunities
 ENVIRONMENT FOOTPRINT OF OPERATIONS	<ul style="list-style-type: none"> • Total energy consumed • Percentage grid electricity • Percentage renewable electricity

2030 Agenda for Sustainable Development

The United Nations Sustainable Development Goals (UN SDGs) are a call to action for global partnership. These goals highlight how we must work together to address climate change through a multifaceted and holistic lens. The 17 SDGs recognize the inter-connected nature of sustainability by emphasizing objectives that increase equity, protect our planet, and foster partnership. As part of our sustainability efforts, Liberty Latin America has aligned its three ESG pillars with several UN SDGs, as outlined below.



Sustainable Business Practices



9 INDUSTRY, INNOVATION AND INFRASTRUCTURE

Build resilient infrastructure, promote inclusive and sustainable industrialization, and foster innovation.

Building resilient and reliable networks that withstand large-scale disruptions.



12 RESPONSIBLE CONSUMPTION & PRODUCTION

Ensure sustainable consumption and production patterns.

We integrate sustainability information into our reporting cycle and work on increasing the sustainability of our operations.



13 CLIMATE ACTION

Take urgent action to combat climate change and its impacts.

Quantify and mitigate our impact on the planet through a variety of measures such as GHG accounting, energy usage, and circular practices.



Positive Social Impact



4 QUALITY EDUCATION

Ensure inclusive and equitable quality education and promote lifelong learning opportunities for all.

Foster connectivity and digital access for rural and low-income areas. We want to ensure that as many people as possible are able to access the opportunities and benefits of the digital world.



10 REDUCED INEQUALITIES

Reduce inequality within and among countries.

Invest in advancing digital economies, which enables growth and a more equal playing field. Engage with local communities through charitable foundations and volunteerism. We look for opportunities to make our communities better places for everyone. It's part of our culture as a business and our commitment as members of the community.



Conducting Business The Right Way



5 GENDER EQUALITY

Achieve gender equality and empower all women and girls.

We are one of the first companies across Latin America and the Caribbean to adopt a global Gender-Based Violence (GBV) policy to strengthen support for employees experiencing GBV. In addition, and as part of our commitment to social impact, we have made this policy available for others to learn from. To view our GBV policy, click [here](#).



8 DECENT WORK AND ECONOMIC GROWTH

Promote sustained, inclusive and sustainable economic growth, full and productive employment, and decent work for all.

We focus on creating an inclusive environment across all our markets and communities, where everyone feels heard and supported, with a commitment to equal opportunity for all our people.



16 PEACE, JUSTICE & STRONG INSTITUTIONS

Promote peaceful and inclusive societies for sustainable development, provide access to justice for all, and build effective, accountable, and inclusive institutions at all levels.

We focus on ensuring that our business expands to meet not only commercial objectives, but also opportunities to bring the benefits of an interconnected world to communities and individuals who can least afford modern connectivity. We also focus on ensuring that we do not support efforts to solicit bribes or utilize forced labor.



Environment

In 2024, we continued our commitment to lessening our impact on the environment. We are taking steps towards this goal by trying to optimize our energy usage, measuring our emissions, and managing our waste.

Energy and GHG Footprint

In line with the United Nations Paris Agreement, we strive to contribute to limiting global temperature increases to 1.5°C above pre-industrial levels. To fulfil this ambition, we track and manage our energy consumption and emissions within our operations and value chain. Every year, we analyze our energy consumption through an annual Greenhouse Gas (GHG) Inventory. Our operational energy consumption includes stationary fuels such as diesel, gasoline, and LPG – used for back-up generators, mobile fuels such as diesel, motor gasoline, and CNG which are used in our company vehicle fleet and electricity used for our company facilities. This analysis allows us to understand our largest sources of emissions and explore potential mitigation and adaption strategies.

By tracking our consumption by energy type across our business operations we are able to gain a deeper understanding of the footprint of our operations which, in turn, allows us to start building a long-term emissions reduction strategy. As a broadband and connectivity provider, we recognize our industry is energy-intensive by nature, which is why we depend on a solid strategy to tackle our emissions. This strategy relies on three pillars:



Increasing efficiency through investments in state-of-the-art facilities and new cooling systems.

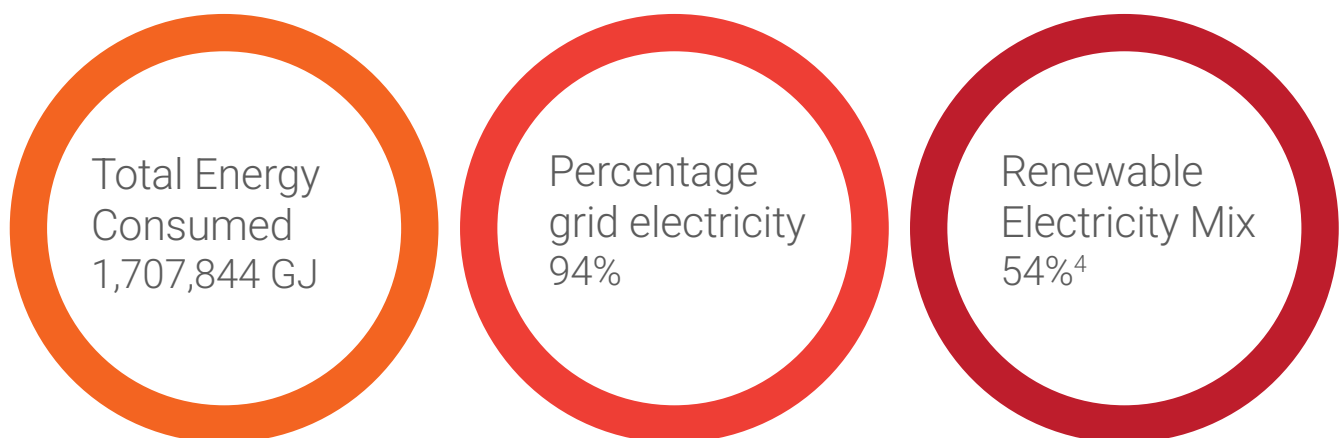


Decreasing reliance on grid power through investment in on-site renewable energy production facilities.



Increasing the share of renewable energy contracted by our operations.

In 2024, we continued tracking our progress in line with the SASB Technology & Communications industry-specific standard. Our total energy consumed, the percentage coming from grid electricity, and the percentage renewable (TC-TL-130a.1 (1), (2), and (3), respectively) for the year were as follows:



We know our extensive energy consumption has broad effects across our operations, from the ability of our customers to access our products and services to our operating costs. For this reason, we consider our annual emissions inventory to be an iterative process, and we make an effort to improve our procurement and data tracking strategy each year.

⁴ This average of renewable electricity mix (including hydro) is calculated using the weighted average of Liberty Latin America's electricity consumption by country. Source IEA Country reports for Costa Rica, Jamaica, Panama, and Central & South America, and US EIA for Puerto Rico.

GHG Emissions Tracking

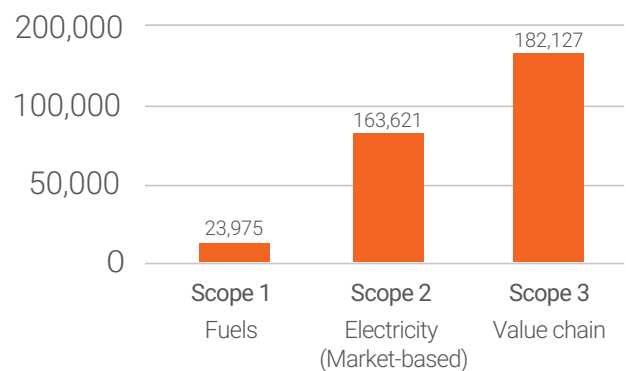
A main component of our sustainability efforts is our annual Greenhouse Gas (GHG) emissions assessment, which is based on collecting energy consumption data which is then converted into estimated GHG emissions. The methodology used is detailed in the Greenhouse Gas Protocol (GHGP) Corporate Standard, established by the World Resources Institute (WRI) and the World Business Council for Sustainable Development (WBCSD).

While we recognize each year is an opportunity for improvement, we also want to recognize the efforts of our external experts and internal leaders in this iterative process. This annual assessment brings us one step closer to reaching a comprehensive understanding of our group-level GHG emissions. We consider this to be crucial when it comes to improving our climate-related disclosures and identifying ways to mitigate our largest sources of emissions.

As per the GHGP, our emissions calculations are broken into three buckets: Scope 1, Scope 2, and Scope 3. Scope 1 and 2 are our direct emissions, also called operational emissions. In 2024, we calculated these by using reported and estimated data for electricity and fuel consumption across all our operations. Scope 3 encompasses all other emissions throughout our value chain. In the case of Scope 3, we only accounted for some of our locations including Costa Rica, Jamaica, Panama, and Puerto Rico.

An in-depth breakdown of our group-level 2024 Scope 1, 2, and 3 GHG emissions, as well as insights on year-on-year changes to Scope 1-2 and Scope 3 emissions is detailed in the following pages. Further insight on emissions by operational division can be found on [page 44](#) of this report.

GHG Emissions in MT CO₂e by Scope



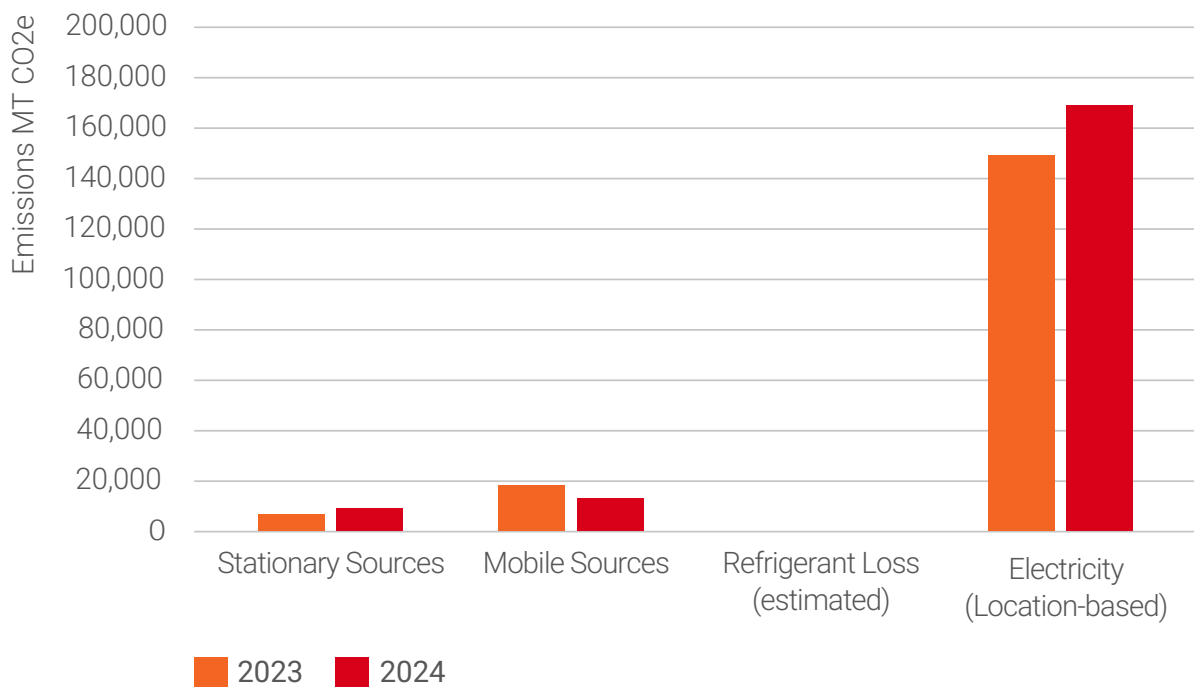
2024 GHG Footprint

In 2024 our group-level operational or Scope 1 & 2 emissions were 195,958 MT Carbon dioxide equivalent (CO₂e) (location-based). Our value chain or Scope 3 emissions for Costa Rica, Jamaica, Panama and Puerto Rico were 182,127 MT CO₂e

Focus on Scope 1-2 Emissions

Our 2024 emissions from operations were calculated from the energy consumption across all our reporting segments, this includes C&W Caribbean, C&W Panama, Liberty Networks, Liberty Puerto Rico, Liberty Costa Rica, and our Corporate operations. The broad coverage of these calculations presents us with a deeper understanding of our carbon footprint. This year, and consistent with 2023 reporting, Scope 2 emissions for electricity account for the majority of our Scope 1 & 2 emissions (88%). Due to the high impact of electricity within Scope 1-2 emissions, we saw an overall increase in these emissions (10%) due to higher reported electricity consumption in 2024 (17% higher than in 2023). As it pertains to our Scope 1 and 2 emissions calculations, we take both the 'location-based' and 'market-based' approaches into account, even though we primarily report using the 'location-based' approach to better reflect the local energy mix of each region where we operate.

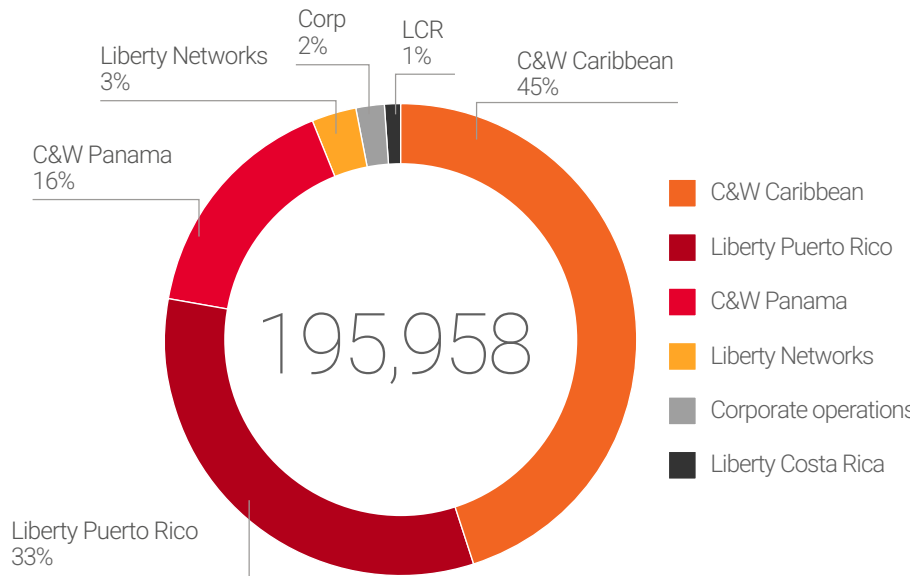
Total 2023 and 2024 Scope 1 and 2 emissions (location-based) by most contributing energy types



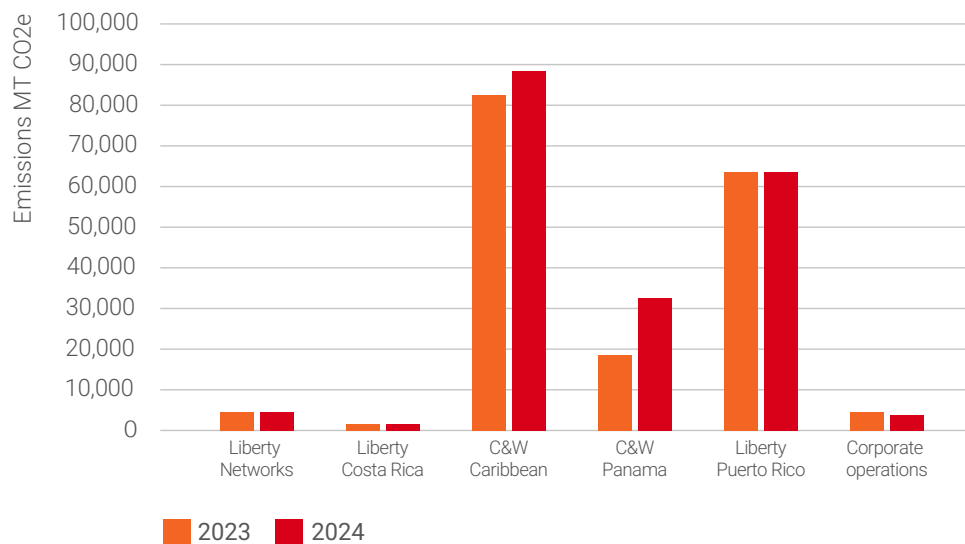
In 2024 Liberty Latin America consumed close to 380 GWh of electricity with the highest consumption in C&W Panama and Liberty Puerto Rico. It is important to note that C&W Panama did procure 35% of its electricity from renewable sources. Electricity accounted for 80% of the total energy consumption in GWh which is not surprising because telecommunications is an electricity intensive industry.

In the next two graphs we show Scopes 1 & 2 emissions by reporting segments in 2024 and the evolution from 2023 to 2024. We can see that the impact of procuring renewable energy and the local renewable energy mix for electricity generation has an impact on the actual emissions for each business division. For example, even though Panama had the highest electricity consumption it is not the segment with the largest share of emissions, which is C&W Caribbean.

2024 Scope 1-2 emissions (location-based) in MT CO2e



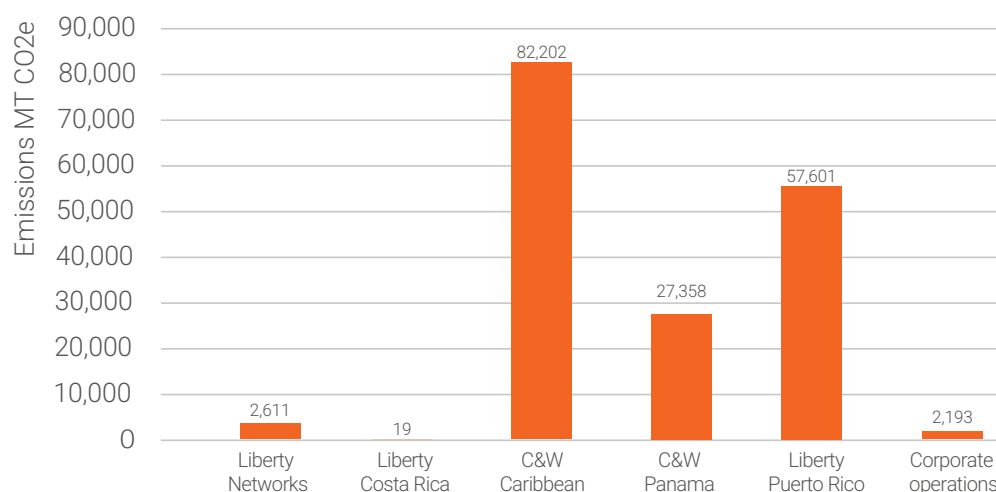
Total 2023 and 2024 Scope 1 and 2 emissions (location-based) by segment



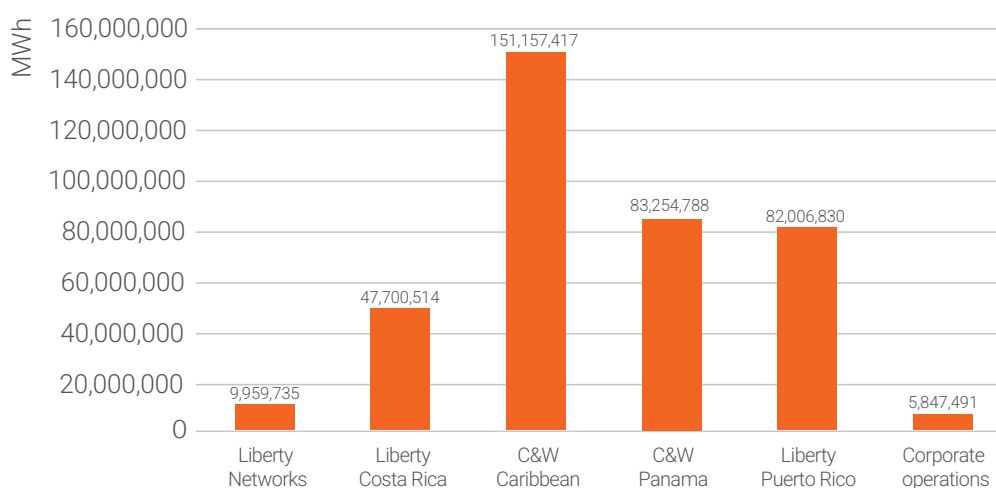
GHG emissions tracking and reporting is an iterative process. For example, each year we aim to increase the proportion of reported energy consumption versus estimated data. In 2024, 99% of electricity consumption was reported and only 1% was estimated. Increasing activity data also allows us to account for sourcing of renewable energy like in the case of C&W Panama.

In 2024, the electricity consumption of C&W Panama was almost the same as the electricity consumption of Liberty Puerto Rico. Despite this similarity, Scope 2 emissions for Liberty Puerto Rico were over double of those in C&W Panama. This is explained by the fact that C&W Panama sources 35% of their electricity from renewable sources and because the electricity generation energy mix is 77% renewable in Panama while Puerto Rico's electricity generation is only 7% renewable.⁵ The first factor is under Liberty Latin America's control while the electricity generation mix is a country-level decision.

Total 2024 Scope 2 emissions (location-based) by segment



Total 2024 Electricity consumption by segment



⁵ Panama - Countries & Regions - IEA, www.iea.org/countries/panama, Accessed 7 May 2025; "U.S. Energy Information Administration - EIA - Independent Statistics and Analysis." EIA, www.eia.gov/state/analysis.php?sid=RQ, Accessed 6 May 2025.

Focus on Scope 3 Emissions

Our 2024 Scope 3 emissions took into account categories covering upstream and downstream activities throughout the value chain for our Costa Rica, Jamaica, Panama, and Puerto Rico segments. From 2023 to 2024, Scope 3 emissions decreased 17% mainly driven by a decrease in capital goods emissions and a decline in use of sold products emissions. This decrease was offset by an increase in purchased goods and services emissions and upstream transportation related emissions.

Category 1 and 2 emissions represent 45% of 2024 Scope 3 emissions.

These emissions result from the suppliers' purchased goods like mobile handsets and CPE equipment, services like telemarketing and cloud computing to enable our operations, and capital goods like networking equipment, servers, and fiber optics needed for the provision of our services to our business and residential clients.

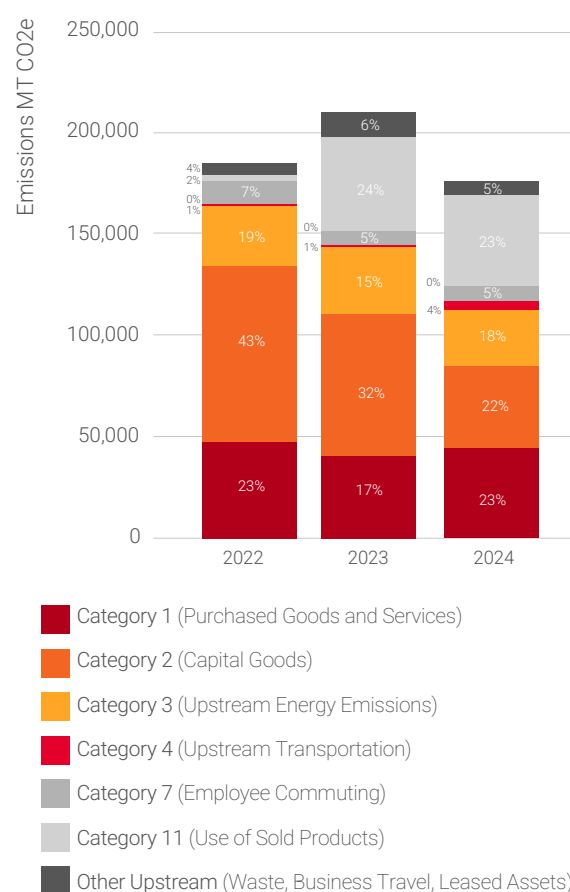
Category 11 emissions represent 23% of 2024 Scope 3 emissions which is in line with 2023.

We expanded emissions coverage for use of sold products Category 11 in 2023 to provide a complete picture of the impact of the products and services delivered to customers by increasing reported data and estimations.

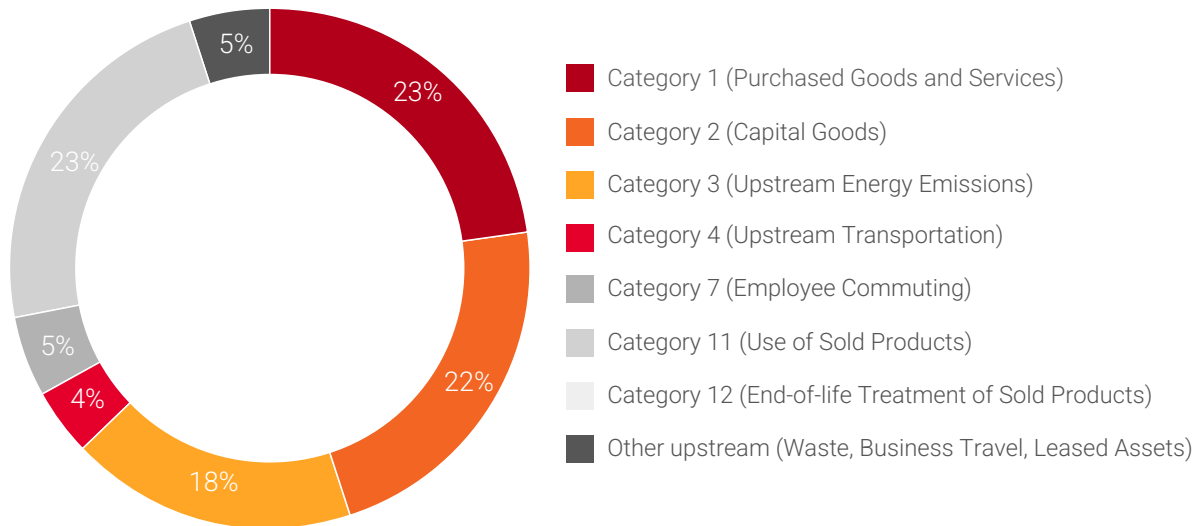
Category 3 emissions increased to 18% of 2024 Scope 3 total emissions compared to 15% in 2023.

This increase is mostly explained by the effects that increased droughts has had in the energy mix in the region this year. The Central and South America region has a high percentage of hydro electricity generation in its energy mix, which is considered an "old" renewable energy source. Droughts in the region have increased the reliance on oil and coal to supplement this decrease of hydro-electrical power. As a consequence, Category 3 emissions from the generation of fuel and coal has driven this increase. Unless "new" renewable sources like solar and wind can provide backup energy in the future, more frequent droughts will continue to push Scope 3 Category 3 emissions up in the future.

2022, 2023, and 2024 Scope 3 emissions by category

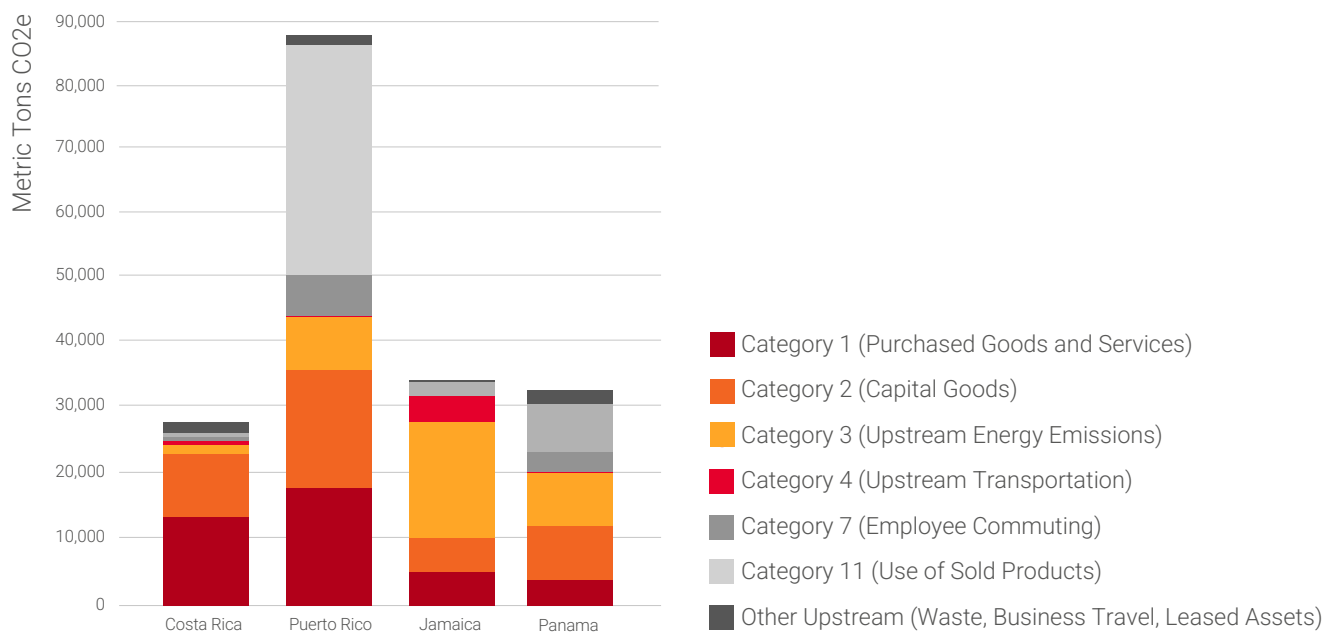


2024 Scope 3 emissions by category



The largest sources of emissions in 2024 are from purchased goods and services, capital goods, and use of sold products. This is typical for a telecommunications company given the technological equipment intensive nature of our business.

2024 Scope 3 emissions by market and category

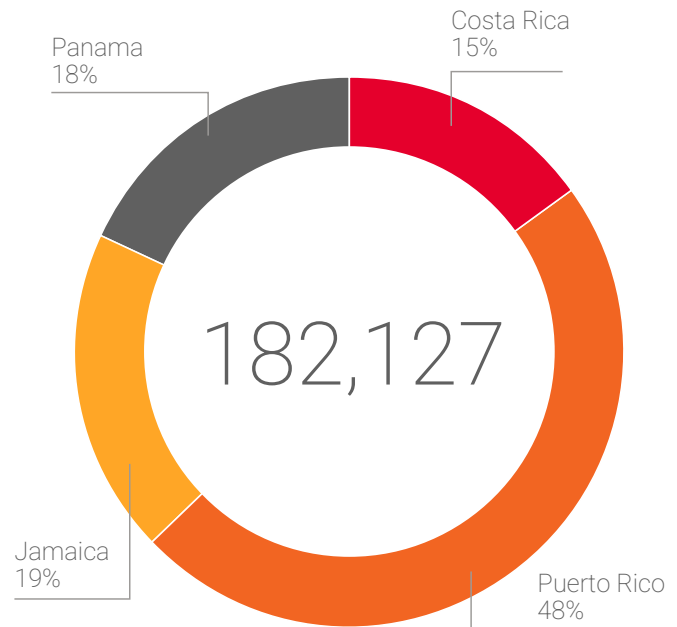


In 2024, the largest sources of emissions were the same as in 2023 although there were reductions in specific categories. For example, emissions related to waste and business travel decreased which points to the recycling efforts in countries like Costa Rica and a decrease in travel spend across the region. Employee commuting has also slightly decreased although we expect emissions from this category to increase again given return to the office mandates in 2025.

We are making efforts to improve the completeness and quality of the data used for emissions calculations every year. Given the complexity of our operations, specifically of our value chain, emissions calculations for these categories are still relying on spend data. With this, our emissions are due to increase as our supplier purchases increase aligned with our business growth.

Although we are currently not subject to mandatory sustainability disclosure regulations, the recent MOU (Memorandum of understanding) signed by the International Development Bank (IDB) and the International Financial Reporting Standards Foundation (IFRS) to incentivize the adoption of sustainability and climate-related reporting in Latin America point towards increased disclosure in the future. We expect that further analysis of our climate risks and opportunities could soon be required, at least in specific markets like Costa Rica and Panama. We monitor and track regulatory changes and will comply with mandated disclosures while we continue to provide voluntary sustainability disclosures.

2024 Scope 3 emissions breakdown by market



Waste & Circularity

We strive to broaden our sustainability efforts beyond energy and emissions considerations and have identified closing the loop via circularity as an area of opportunity. In recent years we have built initiatives that focus on responsibly recycling and reusing materials, and 2024 was no exception.


This year we continued our relationship with our waste management partner, 3Cycles, in order to responsibly dispose various streams of waste from our operations including plastics, electronics, and metal. Additionally, we have fostered a recovery and refurbishment program for our customers' premises equipment (CPE). This program is based on reverse logistics and allows us to reallocate a significant quantity of the CPEs to other customers within our supply chain.

Our circularity efforts extend beyond our direct operations. We have expanded our group-level waste reduction initiative to our Foundations. Through these efforts we coordinate and sponsor several local projects across geographies which collect damaged or unused electronic equipment and assess it to determine whether it can be reused, revitalized, or responsibly disposed.



1,681,391
recycled in 2024

Pounds of PCBs	252,209
Pounds of Metals	741,746
Pounds of Lithium Battery	57,167
Alkaline Battery Pounds	10,004
Pounds of Lead Battery	1,429
Pounds of Toxic Materials	14,292
Pounds of Plastics Grade 7	571,673
Pounds of other Components	11,433
Pounds that were restored	21,438



590 tons
eliminated of CO2

Together, we have achieved this in one year...

Next Steps

Every year we assess our current sustainability strategy in order to determine progress towards our goals and potential areas for improvement. We understand that measuring and managing our emissions plays a significant role when it comes to our climate impact and recognize this is the foundation upon which we build our environmental impact strategy and move towards achieving meaningful change.

As the central pillar of our environmental efforts, we look for ways to improve our emissions calculations year-on-year by increasing the quality and completeness of data gathered, employing the most up-to-date calculation methodologies, and expanding the breadth of our emissions calculations as relevant. Our current long-term goal is to eventually track our group-level Scope 3 emissions in order to match our group-level Scope 1 and 2 emissions. This will support further goals such as setting science-based emissions reduction targets.

Our sustainability efforts don't stop at our emissions; we consistently look at our business strategy in order to find ways in which we can drive sustainable projects and priorities within our markets.





LIBERTY
LATIN AMERICA



Social Impact

Making a positive difference for our people and communities.

Connecting Communities. Changing Lives.

At Liberty Latin America, we are united by a shared purpose.

The heart of our business is connectivity. We connect families with loved ones, individuals to their digital workplaces, and students with online education. We build fixed and mobile networks with the goal of increasing connectivity and driving progress.

And the connections we enable change lives. We help businesses to run, people to communicate, e-commerce to exist, knowledge to be shared, and governments to operate. These connections have enabled growth, development, and a better future for all.

Our social responsibility pledge is to enable progress and build more resilient communities. We bring this to life through a shared approach across our markets with a focus on four critical areas.

LEARNING

Learning is a continuous process. And we are here to provide support. Whether it's primary school, university, a budding entrepreneur, or anything in between, we want to enable and encourage learning, development, and growth.



ENVIRONMENT

There is only one planet we call home and we need to protect it for future generations. We are committed to operating responsibly across our geographic footprint with a specific focus on energy usage, waste and recycling programs, and environmental regeneration.



ACCESS

Connectivity is at the heart of our business. We want to ensure that as many people as possible are able to access the digital world. This has the potential to transform lives.



DISASTER RELIEF

We've experienced natural disasters in the past, and we know how to bounce back stronger than ever. Hurricanes, earthquakes, health crises, and a range of other events impact the communities where we live and work. We will always be there to support our local markets in their time of need.



Supporting An Inclusive Digital Future

Impacting lives by bridging the digital divide across the region.

Access is one of our core social responsibility pillars and we have worked across our markets to deliver affordable connectivity solutions through a range of programs including public-private partnerships.

Our JUMP program is one of those initiatives that has allowed us to support our communities across several Caribbean countries by providing broadband service, devices, and digital literacy training to qualifying low-income households.

In 2024, we celebrated the graduation of 140 students from Jamaica, Barbados, and Grenada, who successfully completed the digital literacy training program which provided them with digital fundamentals such as typing, internet safety, and social media and web application development skills.

Through a final course project, participants were able to demonstrate critical-thinking and problem-solving skills in a digital environment.



Leading Change Through Volunteering

In 2024, we celebrated our sixth annual Mission Week volunteer initiative, in which Liberty Latin America employees proudly participated to give back to our communities.

With over 850 employees from 22 countries, we came together to contribute and serve with more than 8,900 volunteer hours through a wide range of activities across Latin America and the Caribbean in support of our social responsibility pillars of Learning, Environment, Access, and Disaster Relief (LEAD).

Employees found creative, fun, and meaningful ways to serve others. Activities included environmental initiatives, where 1,900+ pounds of trash were collected, and other educational projects, where more than 16,450 students were impacted thanks to the volunteering activities.

Our employees are the heart and soul of our business helping us to deliver value to our customers, shareholders, and communities.



A Culture of Inclusion

At Liberty Latin America, we are committed to building an inclusive culture where all employees can grow, thrive, and perform at their best. With colleagues in more than 30 countries speaking multiple languages and embracing centuries-old traditions, inclusion lies at the heart of who we are.

Feeling heard, showing support, and being represented are central to our inclusion commitment. Our colleagues are encouraged to share their stories and embrace their individuality. In this way, we build new relationships with each other and find ways to connect beyond the workplace. We truly believe a workforce that represents our customers is stronger and better-equipped to serve our communities.

HEARD

Our employees should feel they have the ability to Stand Up and Speak Up, and that, when they do, we will listen and they will be heard.

SUPPORTED

We should Show Up!, so our employees feel supported no matter who they are and bring their whole selves to work.

REPRESENTED

Our employees should see themselves in leadership and feel our leaders are representative of our markets, our customers, and our people.



Employee Health, Safety, and Wellbeing

Employee safety is a priority, and we are aware that our workplaces are a physical representation of our company culture and our values – from our corporate offices to our warehouses, distribution centers, and many other facilities.

During 2024, we worked tirelessly to make sure that our employees feel supported and equipped every day, but also that they have the knowledge to do their job at their best. We hosted health and safety fairs in the Bahamas, Jamaica, and Panama to raise awareness about the importance of following safety rules.

Employee Health and Safety

Many of our employees work in the field, managing electrical equipment and machinery. In such cases, the likelihood of incidents is much higher than in an office setting. For this reason, we have worked throughout the year to raise awareness of possible risky scenarios that have been identified through an internal hazard and risk identification process.

We have extensive and detailed procedures designed to prevent the injury of personnel in cases of:

- Working at height
- Working near overhead power lines
- Working alone
- Working in confined spaces
- Working in hot conditions

These procedures outline the scope of these activities, the hazards associated, the responsibility of all employees involved, training, supervision, and what to do in case of emergency.

We also have created instruction manuals for a variety of topics that could result in harm, such as how to handle:

- Tools and equipment
- Mechanical equipment and machinery
- Vehicles
- Manual handling
- Waste management

Through these efforts, we hope that employees have the right tools to ensure health and safety for themselves and those around them. We believe that the best line of defense against harm is being proactive and informed.




Employee Wellbeing

Employee wellbeing goes beyond physical safety. We aim to take a holistic approach that supports eight different dimensions of wellbeing:

- Physical
- Spiritual
- Emotional
- Social
- Financial
- Intellectual
- Occupational
- Environmental

Throughout the year, we address these eight dimensions of wellbeing in various ways through facilitated virtual learning events, in-person activities, and making resources available to employees through our intranet. In addition, we offer all employees access to an Employee Assistance Program (EAP). Our EAP is a valuable resource that offers counseling, emotional support, and life assistance services. If an employee needs support, counselors are available to help through phone, video, chat, email, online, and/or face-to-face. And importantly, the service is completely confidential.



A Focus On Internet Safety

In 2024, we focused on raising awareness and sharing practical information on internet safety to help our teams and communities in Latin America and the Caribbean create safer online spaces.

We designed and deployed programs to reach the youngest and oldest online users and ensure that their experiences are safe and secure. Our Safer Internet Day activations across the region saw thousands of employees join together to make an impact. Activities included:

- Partnering with the Women of Security (WoSEC), the Internet Society of Panama (ISOC), the Authority for Government Innovation (AIG), and the National Oratory Contest to disseminate content on social media aimed at parents, children, youth, and society in general.
- Partnership with the Bankers Association of Trinidad and Tobago; where we hosted a session on Being Safe Online for 30 students from the Dabadie public elementary school.
- In collaboration with the Royal Bahamas Police Force, we gathered over 100 high school students in a teen summit on safer internet. Additionally, primary and secondary school students had the opportunity to participate in a video essay competition on internet safety.
- In Jamaica, we aimed to increase awareness of online dangers and to educate about the opportunities that are brought by the internet in a Youth Summit, which was attended by ~400 students from across the country. The event included a panel on “Cyber Life: Balancing Safety with Opportunities”, which was led by thought leaders from diverse backgrounds, including content creators, police officers, a psychologist, and student leaders.
- We educated the public in USVI on how to use the internet responsibly and safely through the Surf the Web Safely campaign, sharing downloadable resources, videos, tip sheets and educational content that covers a variety of topics such as cyberbullying, digital literacy, online safety, and how to create secure passwords.
- Our colleagues in Puerto Rico, through the Liberty Foundation, collaborated with NGOs to host educational workshops, develop content to promote the message of making the internet a safer place, and revamp the Navega con Seguridad webpage with downloadable resources, videos, tip sheets, and educational materials to cover different online topics.



Our Foundations

Serving and supporting our communities.

Through our charitable foundations we have expanded our programming to provide much needed resources in support of efforts relating to: Learning, Environment, Access, and Disaster Relief.



**CHARITABLE
FOUNDATION**
A proud part of Liberty Latin America

The Cable & Wireless Charitable Foundation (CWCF), established in 2017, has grown over the years and continues to support local efforts around relief, recovery, and connectivity. The Foundation is characterized by its inclusive approach and the millions of dollars that have been donated by the company, its employees, and sponsors to help those in need, particularly in the wake of natural disasters. Read more [here](#).



**MÁS MÓVIL
FOUNDATION**
A proud part of Liberty Latin America

For over twenty years, the Más Móvil Foundation has been working with local communities, volunteers, and employees to improve the lives of those in need in Panama. From providing disaster relief to bridging the digital divide and introducing technology to underserved areas, Más Móvil has become a valued partner for thousands of citizens. The non-profit was established in 2003 and our efforts this past year demonstrate both the growth of our programs and the breadth of our outreach. Read more [here](#).



**FLOW
FOUNDATION**
A proud part of Liberty Latin America

2024 was a busy year for the Flow Foundation in Jamaica. Created in November of 2004, the Flow Foundation continued its work with hundreds of volunteers and Flow employees reaching out to serve the local community. Its mission of transforming lives through connectivity came to life through multiple projects and initiatives. Read more [here](#).



In 2024, the Liberty Puerto Rico Foundation (Liberty Foundation), again served its communities through thousands of hours of volunteerism and donations both financial and in-kind to address a wide range of needs. By focusing on education, disaster relief, as well as environmental concerns, Liberty Foundation has shown itself to be an integral partner to the community both in times of calm and in times of challenge. Read more [here](#).

\$7,700,000+

cash and in-kind donations directed towards Foundation initiatives

800,000+

students impacted through education initiatives

8,900+

Employee volunteer hours

120+ NGOs supported

through Foundation activities



LIBERTY
LATIN AMERICA

Governance

We pledge to conduct our business with integrity and honesty, and with respect for each other and those with whom we do business.

Governance & Our Board

Our Board and management team adhere to corporate governance policies and practices that we believe promote the long-term value and interests of all our stakeholders.

The principles of transparency, integrity, and accountability guide our decision-making, and we strive to ensure that our governance practices inspire trust and confidence among our stakeholders. Our Board of Directors oversees our governance framework, providing strategic guidance and oversight to safeguard the interests of shareholders and stakeholders alike. We adhere to sound governance policies and procedures, including internal controls, ethical codes of conduct, and regular risk assessments, to mitigate risks and promote responsible decision-making. Through open communication, engagement with stakeholders, and a culture of continuous improvement, we remain steadfastly dedicated to fostering a governance environment that promotes long-term value creation and sustains our commitment to ethical business practices.

The Board engages regularly with the senior management team and spends significant time understanding the operations and key risks that could impact the company.

We update our entire Board of Directors around issues relating to ESG and the progress of the overall program. Ultimately, management bears primary responsibility for delivering on the overall strategy and ensuring that ongoing projects are robust. The Company presents matters related to the Company's ESG reporting to the Audit Committee and the Audit Committee Chair summarizes such presentations and follow-on discussions to the full Board of Directors.

The ESG initiatives we monitor and disclose come from internal materiality reviews, which we undertake formally and informally with our management teams and other stakeholders. These reviews are dynamic and include an assessment of metrics that are important to those within our business as well as our customers, suppliers, and others in our communities.

Our Board of Directors and the Nominating and Corporate Governance Committee believe that it is important that our Board members represent diverse viewpoints. Our corporate governance guidelines and the Nominating and Corporate Governance Committee's charter provide that the Nominating and Corporate Governance Committee will consider diversity of race, ethnicity, gender, and sexual orientation when evaluating nominees for our Board of Directors. We believe the composition of our Board, half of which is diverse in terms of race, ethnicity, and/or gender, further demonstrates our commitment to board diversity.



Compliance & Ethics

We dedicate ourselves to conducting our business with honesty, integrity, and inclusivity, and to leading by example.

Liberty Latin America's Compliance and Ethics group oversees a program that seeks to ensure adherence with the highest legal and ethical standards, and that encourages a respectful environment among colleagues and business partners. The anchor of the program is our Code of Conduct, which outlines the basic rules, standards, and behaviors we believe are necessary to uphold the highest ideals of ethics and compliance.

The Company conducts a number of formal and informal trainings to ensure that all of our employees are well-versed in the rules and regulations that govern our business across our footprint. We require all new employees to complete training on our Code of Conduct, Data Privacy principles, and sound Information Security practices. Every other year, we provide anticorruption training to our employees involved in finance and legal, managers and above of our sales, communications, and marketing teams, and directors and above of all remaining business functions. In addition, SpeakUp, our employee hotline, provides an anonymous reporting system where any employee can confidentially and anonymously report any behavior or action they see or experience that goes against our Code of Conduct. Our Board of Directors regularly receives updates on our compliance and ethics programs and plays an active oversight role.

We expect everyone in our business to behave responsibly, to consistently follow both the meaning and intent of our Code of Conduct, and to act with integrity in all their business dealings. It is incumbent upon our managers and supervisors to take such actions as necessary and appropriate to ensure our business processes and practices are in full compliance with our company's principles and that employees feel safe.

In addition, we expect our business partners to act with similar integrity in all business dealings with us and others. Our Business Partner Code of Conduct sets forth the basic rules, standards, and behaviors that we expect of our business partners. We share the Business Partner Code of Conduct with our business associates at the outset of any and all engagements.

Also, we periodically host seminars on anti-corruption, conflicts of interest, and other important compliance topics necessary to maintain our high levels of integrity. For example, in 2024, 99% of our target audience completed our company-wide data privacy training. Other training includes additional compliance and regulatory courses to guide and educate employees in specific markets around local laws, regulations, and requirements.

Compliance is everyone's responsibility, and we expect our employees and business partners to behave openly, honestly, and with dignity towards each other in all our business dealings.

Code of Conduct [here](#).

Code of Ethics for Chief Executive and Senior Financial Officers [here](#).

Business Partner Code of Conduct [here](#).

Data Privacy

We believe that consumers have the right to understand how companies collect, use, and store their data. We also believe that a company's ability to use and share consumer data can potentially provide a superior customer experience through greater access to information or services relevant to consumer needs.

At Liberty Latin America, our Data Privacy Officer (DPO) is responsible for the company's Privacy Program. With the support of dedicated privacy professionals, the DPO oversees the development and implementation of strategies on data privacy issues across all of our markets and for all of our users. The Data Privacy team works with a cross-functional group of employees to manage compliance with our legal and regulatory obligations, protect the personal information of our customers and employees, and facilitate the company's operational needs with respect to the use of personal information.

The Data Privacy and Information Security teams collaborate on a number of policies, guidelines, processes and employee training specifically designed to provide greater protection for the data we retain for our customers and employees. LLA's Privacy Program seeks to: (1) provide guidance and support during development and implementation of business processes across jurisdictions and impacted departments; (2) provide guidance and support during the procurement, development, and roll-out of technologies, systems, and new services and products; (3) support cross-departmental data governance and data security efforts; (4) manage the company's privacy training program, which includes a dedicated privacy course for all new-hires; (5) assist operational teams across our markets with day-to-day privacy guidance; and (6) lead the company's response to data breaches.



In 2024, we did not have any material data breaches that could have a negative impact on our financial results or business operations.

If there is a data breach in the future that we determine to be material, we intend to disclose the breach in our public filings with the Securities and Exchange Commission.

Ensuring Data Security

Keeping our network secure and our customers safe.

Safeguarding our Networks, Information Resources, and Data

As a company providing broadband and communication services connecting more than 30 markets across the region, ensuring the security of our networks, information resources, and data is both a complex and essential task. We are committed to protecting our networks and safeguarding the data entrusted to us.

We have dedicated significant resources to establish a robust IT security and cybersecurity posture. This includes a specialized team focused on implementing stringent security measures for our networks, products, services, and the personal information of both customers and employees.

Global Information Security Office - GISO

In our ongoing efforts to enhance security, we have established the Global Information Security Office (GISO), led by our Vice President and Chief Information Security Officer (CISO). Under the leadership of our CISO, we have launched educational and advocacy initiatives, alongside developing information security strategies and training programs tailored to our business needs.

Employee Training and Awareness

In 2024, we continued to prioritize information security training for all employees, achieving 98% training coverage across the organization. This foundational training was supplemented with various incident-type tests, simulations, and tabletop exercises aimed at keeping our workforce, processes, and protocols prepared and vigilant against potential threats. These exercises are crucial for maintaining a high level of alertness among our employees.

To reinforce these efforts, we enhanced our phishing and hacking awareness programs by introducing randomized tests across the organization and leveraging failed attempts as learning opportunities to further build awareness. Security is a top priority, and remaining alert to potential threats is a shared responsibility among all our employees.



Strengthening Cybersecurity Controls and Resilience

We continue to strengthen our cybersecurity and information technology controls by, for example, implementing specialized security technologies with processes and protocols for timely detection and response including a major overhaul of our security incident response plan (IRP). We have enhanced the capabilities of our Security Operations Center (SOC) by implementing advanced monitoring tools and increasing our analytical capabilities. These improvements enable more effective detection, analysis, and response to security threats, ensuring better defense against security incidents.

Access control and identity management remain essential components of our cybersecurity framework. In 2024, we accelerated the modernization of our identity management systems, recognizing that secure identity is a foundational element in reducing cyber threats.

We continue to strengthen our vulnerability management program through a risk-based, prioritized approach. Continuous improvements in asset visibility, patch governance, and secure development practices are reinforcing our long-term cybersecurity strategy and resilience posture.

We are also enhancing our network protection capabilities through the adoption of AI-driven technologies to detect and prevent Denial of Service (DoS) and Distributed Denial of Service (DDoS) attacks, reinforcing the resilience and integrity of our infrastructure.

Partnerships with Leading Experts

Our IT Security and cybersecurity team collaborates with industry experts to provide comprehensive support for the team's initiatives. As part of ongoing efforts to strengthen security oversight and ensure best practices in cybersecurity management, we continue to engage an independent cyber consultant to advise the company's Audit Committee, providing an additional layer of expertise and an external perspective to our governance framework.

We pride ourselves on our commitment to using the most advanced tools and services available in the field of information security and cybersecurity. We partner with leading providers who are globally recognized for their expertise and innovation in safeguarding digital assets. By leveraging these top-tier resources, we ensure that our systems and data are protected against evolving threats and vulnerabilities.



Technology Reliability & Resilience

Disaster Response and Business Continuity Planning.

Our organization recognizes the critical importance of disaster preparedness and business continuity planning in each market in which we operate.

At Liberty Latin America, failures in our technology or telecommunications systems—whether due to natural disasters, technology disruptions, or security threats—can significantly disrupt our operations. While we have systems and processes in place aimed at prevention and preparedness, we also continue to develop and strengthen our capabilities in this area. An experienced Business Continuity Team coordinates with local crisis management teams to support planning and response efforts. When incidents occur, these teams work to respond swiftly and in alignment with established protocols.

We have taken steps to establish a Business Continuity program designed to promote continuity principles, guidelines, and standards throughout our operations. While central governance of the program helps support internal consistency and preparedness, we recognize that this is an evolving area, and we are actively working toward improving implementation across all business units. Our framework is informed by industry best practices, including alignment with ISO 22301, and is structured to promote ongoing learning and capability development.

Our focus areas include:

- Performing regular business impact assessments
- Conducting on-going risk assessments
- Maintaining operational efficiency to ensure redundancies, resilience, and contingencies are incorporated into our service model
- Regular testing and maintenance of plans
- Business continuity and crisis management training and awareness initiatives

We view Information Technology (IT) as a critical component of our broader technology resilience efforts. As part of our commitment to continuous improvement, we are working to enhance our IT infrastructure and security posture by developing and institutionalizing well-documented, repeatable business practices, supported by comprehensive policies, procedures, and guidelines.

Our IT Disaster Recovery policies and procedures form the foundation of our efforts to reduce business interruption risks and respond effectively to significant system failures. While implementation is ongoing across various regions and systems, our goal remains to maintain minimum service levels during disruptions and to restore IT operations efficiently and securely. Protecting our information assets is a business-critical priority, shaped by our contractual, regulatory, and legal obligations.

Our Information Security Program draws on established industry standards, including the NIST Cybersecurity Framework and ISO 27001, to help identify, assess, and address cybersecurity threats. Core policies support our incident response and vulnerability management strategies, which aim to contain, remediate, and prevent risks to sensitive data and intellectual property. Additionally, we maintain compliance processes for the Payment Card Industry Data Security Standard (PCI DSS) in relevant areas of our operations.

Given that many of our systems and assets are located in regions prone to hurricanes, earthquakes, and other natural disasters, we are committed to continuously learning and refining our practices to enhance the reliability and resilience of our infrastructure.

Competitive Behavior and Open Internet

Healthy and fair competition lies at the heart of every successful industry. In the telecommunications business, technology advances at such an accelerated rate that regulation and rules struggle to keep up. As a result, we develop our own policies and protocols to ensure that we offer our services fairly and in line with competition rules. Often we are both partner and competitor with other businesses using our network to distribute their products. Given the need to comply with competition rules in a complex industry, we have adopted an Antitrust and Fair Competition Policy and include training on fair competition in our Code of Conduct training.

Monetizing our network services while supporting an open internet requires a delicate balance. We have always been supporters of net neutrality rules that are reasonable and fair. However, we need to ensure that those rules adapt with the times and that regulation is neither sweeping nor arbitrary. We propose working together with governmental bodies and regulators to build out a competitive framework that reflects the realities of our business. We are not in the business of blocking, throttling, or prioritizing any data over any of our networks, provided that data is lawful. We are in the business of growth, improving our services, and introducing new products and services to our customers. Our approach is reasonable and measured, which envisions that we should receive compensation for our network services and extensive infrastructure investment in networks that are used freely today by certain other providers and services.

We monitor our content to ensure its legality and legitimacy, and we want all service providers to adhere to the same rules and regulations that define our business parameters. We look forward to both discussion and action that helps us further monetize our significant investments, while continuing to provide service to our customers throughout our markets. This is a matter of transparency, as well as acknowledgment of our business priorities. Liberty Latin America is an essential partner for millions of users throughout our region. Our commitment is to those customers and we believe there are steps that can and should be taken to allow for more self-regulation in our industry that will ultimately create a more level playing field for all.



ESG Committee

Letter from our Executive Sponsors

Thank you to each and every one of our colleagues at Liberty Latin America for their passion and commitment in building a sustainable future for our company.

We continue to make progress in our sustainability journey because of the collective effort and dedication of our ESG committee members and all of our employees. Your accountability and hard work have been key in driving positive change across our organization and within our communities.

Our journey towards sustainability continues, but let's take a moment to recognize the milestones we've achieved. We have a bright future full of opportunities for growth and innovation.

We remain committed to pushing the boundaries, setting ambitious goals, and holding ourselves accountable for delivering meaningful results.

Thank you for your efforts and commitment to making a difference. Together, we are building a more sustainable business that benefits not only our company, but also our communities and the world at large.

Thank you.



John Winter
Chief Legal Officer



Kerry Scott
Chief People Officer

ESG Committee

The Liberty Latin America ESG Committee has the responsibility to design, implement, and report on our ESG commitments and goals in partnership with the broader management team. They meet on a consistent basis with the Executive Sponsors who oversee the Committee. In addition, the Audit Committee of the Board of Directors receives a briefing at least once a year on progress against key initiatives.

The ESG Committee is comprised of dedicated professionals from multiple facets of our operations and includes two Executive Sponsors appointed by the CEO. They take their responsibilities seriously and believe that the pursuit of ESG goals, as outlined throughout this report, is a critical factor in helping Liberty Latin America to deliver value to all of its stakeholders.

A big thank you
to the team for
their continued
dedication...

ESG COMMITTEE EXECUTIVE SPONSORS

John Winter	Kerry Scott
Chief Legal Officer	Chief People Officer

ESG COMMITTEE MEMBERS

Bill Brierly
VP, Head of Compliance & Ethics

Michael Coakley
VP, Head of Communications & Government Affairs

Somit Datta
VP, Head of Investor Relations

Beverly Reyes
VP, Securities and Corporate Governance Counsel

Kim Larson
Director, Strategy & Affairs

Laura Pianalto
Senior Manager, Investor Relations

SASB Results

SASB REFERENCE	DESCRIPTION	RESPONSE 2024
TC-TL-130a.1	(1) Total energy consumed	1,707,844 GJ
	(2) Percentage grid electricity	94% - Almost all of electricity from Liberty Latin America comes from the grid.
	(3) Percentage renewable	Renewable Electricity Mix 54%. This average of renewable electricity mix (including hydro) is calculated using the weighted average of Liberty Latin America's electricity consumption by country. Source IEA Country reports for Costa Rica, Jamaica, Panama & Central & South America & US EIA for Puerto Rico.
TC-TL-220a.1	Description of policies and practices relating to behavioral advertising and customer privacy	p.36
TC-TL-220a.2	Number of customers whose information is used for secondary purposes	Per our policies, Liberty Latin America does not sell customer personally identifiable information ("PII") to unrelated third parties for their own marketing purposes. Liberty Latin America uses PII only as necessary to provide services to our customers.
TC-TL-220a.3	Total amount of monetary losses as a result of legal proceedings associated with customer privacy	Liberty Latin America discloses all material legal proceedings in its SEC reporting. In 2024, we did not disclose any monetary losses as a result of legal proceedings associated with customer privacy.
TC-TL-230a.1	(1) Number of data breaches	In 2024, we did not have any material data breaches that could have a negative impact on our financial results or business operations. If there is a data breach in the future that we determine to be material, we intend to disclose the breach in our public filings with the Securities and Exchange Commission.
	(2) Percentage involving personally identifiable information (PII)	
	(3) Number of customers affected	
TC-TL-230a.2	Description of approach to identifying and addressing data security risks, including use of third-party cybersecurity standards	p.37
TC-TL-440a.1	(1) Materials recovered through take back programs	Through the normal course of our operations, Liberty Latin America creates product waste primarily via cell phones, chargers, set-top boxes, network equipment, batteries, and associated plastic components. The majority of this is through electronic products and parts that are at the end of their useful life and/or have been returned by customers. See page 22 for some highlights of our programs to reduce waste and increase circularity. Our aim is to minimize as much waste as possible, reduce the use of landfills, and reuse or responsibly recycle materials.
	(2) Percentage of recovered materials that were reused	
	(3) Percentage of recovered materials that were recycled	
	(4) Percentage of recovered materials that were landfilled	
TC-TL-520a.1	Total amount of monetary losses as a result of legal proceedings associated with anti-competitive behavior regulations	Liberty Latin America discloses all material legal proceedings in its SEC reporting. In 2024, we did not disclose any monetary losses as a result of legal proceedings associated with anti-competitive behavior.
TC-TL-520a.2	(1) Average actual sustained download speed of owned and commercially associated content	Liberty Latin America provides service to both businesses and consumers in densely populated areas and remote, rural regions across the Caribbean & Latin America. We do not measure download speeds based on those identified in the standard (owned and commercially associated content or as non-associated content).
	(2) Average actual sustained download speed of non-associated content	
TC-TL-520a.3	Description of risks and opportunities associated with net neutrality, paid peering, zero rating, and related practices	p.40
TC-TL-550a.1	(1) System average interruption duration	Not available: Liberty Latin America does not currently calculate and report metrics relating to the duration and frequency of system disruptions as set forth by these SASB standards. We strive to provide further relevant data in future reporting periods.
	(2) System average interruption frequency	
	(3) Customer average interruption duration	
TC-TL-550a.2	Discussion of systems to provide uninterrupted service during service interruptions	Liberty Latin America's network provides critical communication to homes and businesses across the Caribbean & Latin America. We take this responsibility seriously and to deliver for our customers we must continue to invest in our network to maintain its strength and improve its reliability and resilience. Our network benefits from 24/7 monitoring, disaster response planning, and back up power sources in the event of an emergency. (p.39)
TC-TL-000.A	Number of wireless subscribers	Total Mobile Subscribers – 8,054,300
TC-TL-000.B	Number of wireline subscribers	("Telephony RGU") – 1,237,500
TC-TL-000.C	Number of broadband subscribers	Broadband ("Internet RGU") – 1,828,200
TC-TL-000.D	Network traffic	20,600 PB

2024 and 2023 Scope 1, 2, and 3 Emissions by Reporting Segment

2024							
2024 emissions (Metric Tons CO ₂ eq)	Liberty Latin America total	Liberty Costa Rica*	C&W Caribbean	Liberty Networks	C&W Panama	Liberty Puerto Rico	Corporate
Scope 1	23,975	1,439	6,052	2,572	4,404	7,530	1,978
Scope 2 (location-based)	171,983	19	82,202	2,611	27,358	57,601	2,193
Scope 3	182,127	27,915	34,360 (Jamaica only)	Out of scope for 2024	33,173	86,679	Out of scope for 2024
Category 1 (Purchased goods and services)	42,011	13,040	5,436	Out of scope for 2024	5,813	17,722	Out of scope for 2024
Category 2 (Capital goods)	39,327	9,942	4,612	Out of scope for 2024	7,035	17,738	Out of scope for 2024
Category 3 (Upstream energy emissions)	33,392	1,522	16,469	Out of scope for 2024	7,393	8,008	Out of scope for 2024
Category 4 (Upstream transportation / distribution)	6,491	631	5,407	Out of scope for 2024	227	226	Out of scope for 2024
Category 7 (Employee commuting)	9,894	2,053	2,005	Out of scope for 2024	2,946	2,891	Out of scope for 2024
Category 11 (Use of sold products)	42,346	33	209	Out of scope for 2024	7,970	34,134	Out of scope for 2024
Other categories (5, 6, 8, and 12)	8,665	696	222	Out of scope for 2024	1,789	5,959	Out of scope for 2024
2023							
2023 emissions (Metric Tons CO ₂ eq)	Liberty Latin America total	Liberty Costa Rica*	C&W Caribbean	Liberty Networks	C&W Panama	Liberty Puerto Rico	Corporate
Scope 1	24,928	1,624	5,024	2,569	5,900	7,796	2,016
Scope 2 (location-based)	153,417	29	79,396	2,203	12,610	56,929	2,250
Scope 3	220,063	27,478	35,025 (Jamaica only)	Out of scope for 2023	36,370	121,191	Out of scope for 2023
Category 1 (Purchased goods and services)	37,646	14,572	5,191	Out of scope for 2023	7,854	10,030	Out of scope for 2023
Category 2 (Capital goods)	71,369	8,933	3,494	Out of scope for 2023	12,770	46,173	Out of scope for 2023
Category 3 (Upstream energy emissions)	32,601	822	18,307	Out of scope for 2023	4,447	9,024	Out of scope for 2023
Category 4 (Upstream transportation / distribution)	2,029	1,348	116	Out of scope for 2023	277	288	Out of scope for 2023
Category 7 (Employee commuting)	10,409	1,353	1,549	Out of scope for 2023	4,587	2,920	Out of scope for 2023
Category 11 (Use of sold products)	53,367	2	5,044	Out of scope for 2023	3,668	44,654	Out of scope for 2023
Other categories (5, 6, 8, and 12)	12,642	448	1,325	Out of scope for 2023	2,767	8,102	Out of scope for 2023

*Preliminary 2024 results are subject to change as a result of the audit outcome pursuant to our Sustainability-Linked Bond reporting obligations.



We do it the best and
we do it with spirit

Disclosures

For more information on our ESG program,
please see our website at www.lla.com.

Your views are important to us. Please send
comments and suggestions to esg@lla.com.